

# D-Lactic Assay Kit

SKU: 70007709

## Liquid Ready™

**!** PLEASE READ KIT INSTRUCTIONS COMPLETELY BEFORE PERFORMING TEST

Reference Code ..... K-DATELQ  
Recommended Working Range ..... 0.02 g/L - 0.5 g/L  
Limit of Detection ..... 0.004 g/L  
Limit of Quantification ..... 0.011 g/L

## MATERIALS

### Kit Contents:



2 x 50 mL  
Reagent 1 (R1)



2 x 12.5 mL  
Reagent 2 (R2)



5 mL  
Standard

### Additional Tools Needed:



Cuvettes



Pipettes



Sample<sup>1</sup>



DI Water



Incubator<sup>2</sup>



Spectrophotometer

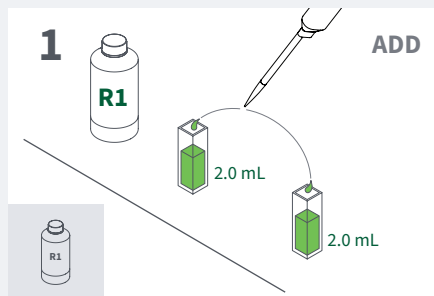


Calculator (Mega-Calc™)<sup>3</sup>

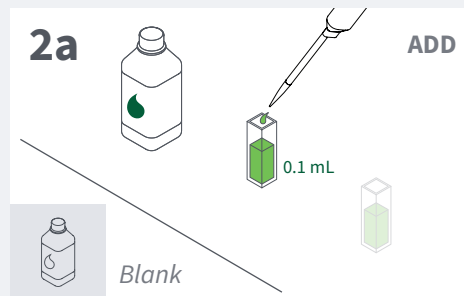
## TEST PROCEDURE

It is recommended that all samples are analysed in duplicate.


In the manual assay procedure the standard solution is only assayed to verify test performance. Use 0.1 mL in place of sample.



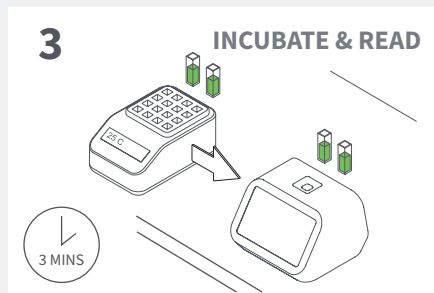
- Add **2.0 mL of REAGENT 1** to each cuvette



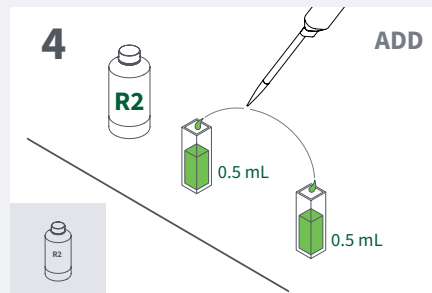
- Add **0.1 mL of WATER** to one cuvette
- Mix<sup>4</sup>



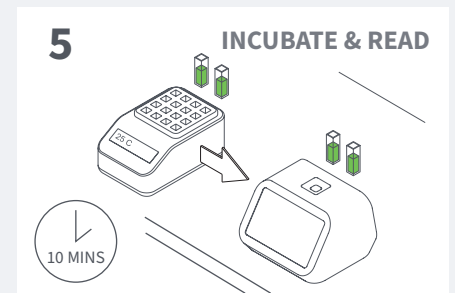
- Add **0.1 mL of SAMPLE<sup>1</sup>** to other cuvette
- Mix<sup>4</sup>



- Incubate at 20-37°C, for **3 minutes**
- Place in spectrophotometer set at **340 nm**, read absorbance (**A1**)



- Add **0.5 mL of REAGENT 2** to each cuvette
- Mix<sup>4</sup>



- Incubate at 20-37°C, for **10 minutes**
- Place in spectrophotometer set at **340 nm**, read absorbance (**A2**)<sup>3</sup>

<sup>1</sup> Refer to kit instructions for sample preparation prior to analysis.

<sup>2</sup> An incubator is not required if ambient temperature is in the range of 20-37°C.

<sup>3</sup> The Mega-Calc tool (available from the product page) can be used to simplify results calculation.

<sup>4</sup> Mix thoroughly either by aspiration with the pipette tip used to dispense the liquid or by gentle inversion after sealing the cuvette. Use a new pipette tip each time you collect a new solution.



Product Page

**Megazyme**  
by **NEOGEN**